



---

# EDUCATION GUIDE

---



"We have been using All Storage Systems for a number of years. Their products are of a good quality and the team is always a pleasure to deal with. We look forward to working with All Storage for many years to come."


**HIGHVIEW COLLEGE, MARYBOROUGH**

## Boost+ Electric Height Adjustable Desks & Workstations

The Boost Height Adjustable range helps lower the health risks associated with sitting for long periods, whilst improving posture, circulation and increasing productivity.

Includes;

- a triple motor (workstation) or dual motor (desk) with 3 stage motorised legs,
- a digital controller with 3 programmable heights,
- anti-collision and anti-tilt safety features and,
- a smooth and quiet adjustment with a speed of 38mm per second.



Screens shown in photos are optional extras

### Boost+ Workstations

Code	Dimensions (mm)
335052	1500W x 1500W
335051	1500W x 1800W
335050	1800W x 1800W

### Boost+ Desks

Code	Dimensions (mm)
335010	1200W x 750D
335011	1500W x 750D
335012	1800W x 750D

## Florence Task Chair

- Three lever mechanism
- Moulded foam seat
- Nylon base and castors



Code

350094

## Hino Task Chair

- Three lever mechanism
- Adjustable mesh back
- AFRDI level 6



Code

350004

## Diablo Manager Chair

- Adjustable seat and back angle
- Black mesh back
- Seat slider



TOP  
SELLER!

Code

351021

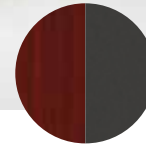

# Deluxe Office Furniture



- 5 year warranty
- High quality
- Quick ship option
- 25mm construction
- Supplied flat-packed for quick & easy assembly
- Installation service available
- Colours:  
Beech/Iron Grey (BI)  
Redwood/Iron Grey (RI)  
Add colour abbreviation to end of code when ordering



View the full Deluxe Range online



Colours Available: Beech/Iron Grey Redwood/Iron Grey



**Desk**

Code	Dimensions (mm)
330000	1800W x 900D x 720H
330001	1500W x 900D x 720H
330002	1500W x 750D x 720H



**Bow Front Desk**

Code	Dimensions (mm)
330015	1800W x 900/750D x 720H
330016	2100W x 900/750D x 720H



**P End Desk**

Code	Dimensions (mm)
330010 LH	2100W x 900/1050D x 720H
330011 RH	2100W x 900/1050D x 720H



**2 Piece Workstation**

Code	Dimensions (mm)
330200 LH	1800W x 1800W x 750D x 720H
330201 RH	1800W x 1800W x 750D x 720H



**Mobile Pedestal**

Code	Description
330605	2 Drawers/1 File
330606	2 Files
330607	4 Drawers



**Fixed Pedestal**

Code	Description
330600	1 Drawer/1 File
330601	3 Drawers

## Reception Furniture

### Cardinal Lounge

- Available as 1 or 2 seater
- Full fabric upholstery
- Removable seat and back cushion
- Black powder coated solid tube frame
- Available in charcoal ash or light blue

Code	Description	Weight Capacity
353016	1 Seater	150kg
353017	2 Seater	200kg



### Eternity Coffee Table

- 4 powder coated legs with adjustable feet
- White or black stainless steel frame
- Top is available in beech, cherry, natural oak or natural white

Code	Dimensions (mm)
336003	600Ø x 450mm
336004	900Ø x 450mm



### Aspen Tub Chair

- High density moulded foam
- Natural ash wooden base
- Steel skeleton in seat
- Light grey upholstery
- 120kg weight capacity

Code
353018



## Titan Student Chairs

- Range of sizes and colours available
- Stackable up to 12 chairs high
- Unique 'S' shaped back
- 1 piece construction
- Ergonomic design
- Superior strength
- No sharp edges

Code	Seat Height
352047	310mm
352048	350mm
352049	380mm
352050	430mm
352051	460mm



## Steel Frame Table

- Solid economical option with 25mm top
- Choose either natural white, beech, cherry, or natural oak top
- Black powder coated frame
- Adjustable levelling feet



Code	Description (mm)
331200	1200L x 600D x 730H
331201	1500L x 750D x 730H
331202	1800L x 750D x 730H
331203	1800L x 900D x 730H

## Fold & Roll Table

- Black frame with polished alloy feet
- Wide range of top colours available
- Quality tables with 5 year warranty



Code	Description (mm)
330220	1500L x 750D x 735H
330221	1800L x 750D x 735H

## ACTI Sled Base Chair

- Flexi back
- Stackable
- Wide range of colours available
- 150kg weight rating
- Black powder coat or chrome frame



Code  
352006

## Glen Plastic Chair

- Stackable
- Powder coated steel frame
- Moulded polypropylene one piece shell
- Wide range of colours available



Code  
352026

## ACTI 4 Leg Chair

- Flexi back
- Wide range of colours and leg types available
- 150kg weight rating



View the ACTI Range



Code  
352004

## Wallmount Whiteboards

- Hardwearing magnetic surface
- Supplied with pen tray
- 25 year surface guarantee



**CUSTOM  
SIZES  
AVAILABLE**

### PORCELAIN

Code	Dimensions (mm)
321055	900 x 600
321056	900 x 900
321057	1200 x 900
321058	1200 x 1200
321059	1500 x 900
321060	1500 x 1200
321061	1800 x 900
321062	1800 x 1200
321063	2100 x 1200
321064	2400 x 1200
321065	3000 x 1200
321066	3600 x 1200

## Mobile Whiteboards

- Double sided rotating whiteboard
- Magnetic surface with 8 year guarantee
- Locking castors
- Built in pen tray
- Strong powder coated steel design



Code	Dimensions (mm)
321100	1200 x 900
321102	1500 x 900
321103	1500 x 1200
321104	1800 x 1200

## Weatherproof Noticeboards

- Unique water resistant design with internal rubber seal
- Single lock that includes 2 keys
- No visible hinges
- Perspex window with aluminium frame
- Laminated back
- Corkboard back with magnetic whiteboard surface available

Code	Dimensions (mm)
321600	590 x 760
321601	590 x 1080
321602	820 x 1080
321603	1050 x 1080
321604	1350 x 980



## Standard Framed Pinboards

- High quality smooth velour boards
- Low maintenance - ideal for office or classrooms
- Works well with hook and loop or pins
- Made in Australia - available in a wide range of colours

Code	Dimensions (mm)
321352	900 x 600
321353	900 x 900
321354	1200 x 900
321355	1200 x 1200
321356	1500 x 900
321357	1500 x 1200
321358	1800 x 900
321359	1800 x 1200
321363	2400 x 1200
321365	3000 x 1200

**MANY  
COLOURS  
AVAILABLE**



## Heavy Duty Plastic Lockers

- Water resistant
- UV-proof
- Vandal proof
- Eco-friendly
- 20-year warranty
- Easy to clean and low maintenance
- Range of lock options
- Image shows; yellow, red and green 3 door lockers at full height
- Door Colours: yellow, red, green, blue

Code	Specifications	Dimensions (mm)
311700	Single door, Full height	1800H x 385W x 500D
311701	Two door, Full height	1800H x 385W x 500D
311702	Three door, Full height	1800H x 385W x 500D
311703	Four door, Full height	1800H x 385W x 500D
311704	Six door, Full height	1800H x 385W x 500D
311705	Eight door, Full height	1800H x 385W x 500D
311706	Single door, Half height	900H x 385W x 500D
311707	Two door, Half height	900H x 385W x 500D
311708	Four door, Half height	900H x 385W x 500D
311709	Single door, Third height	600H x 385W x 500D
311710	Two door, Third height	600H x 385W x 500D
311711	Single door, Quarter height	450H x 385W x 500D



## Steel Storage Lockers

- Fully welded construction
- Two tier units include hanging rail
- Cam lock system with 2 keys per door

Code	Tiers	Dimensions (mm)
311600	1	1800H x 300W x 450D
311601	2	1800H x 300W x 450D
311602	3	1800H x 300W x 450D
311603	4	1800H x 300W x 450D
311604	5	1800H x 300W x 450D
311605	6	1800H x 300W x 450D
311606	8	1800H x 300W x 450D
311607	10	1800H x 300W x 450D
311608	12	1800H x 300W x 450D
311609	1	1800H x 380W x 450D
311610	2	1800H x 380W x 450D
311611	3	1800H x 380W x 450D
311612	4	1800H x 380W x 450D
311613	5	1800H x 380W x 450D
311614	6	1800H x 380W x 450D
311615	8	1800H x 380W x 450D
311616	10	1800H x 380W x 450D
311617	12	1800H x 380W x 450D



Colour Swatches



All colour samples shown are for illustration purposes only. Actual product may vary.

## ALSTOR™ Activity Racks

- Available in both mobile and static bays
- Removable and interchangeable tubs
- Strong, durable shelving
- Easy to assemble - no tools required

Ideal solution for organising;

- Sports gear
- STEM
- Art supplies
- Archive storage
- Maintenance

Code	Description	Dimensions (mm)
120030	Maxi Combination Rack, mobile	2200H x 1800L x 600D
120031	Maxi Combination Rack, static	2300H x 1800L x 600D
120034	Ultra Activity Rack, mobile	2200H x 1800L x 450D
120035	Ultra Activity Rack, static	2300H x 1800L x 450D
120051	Johnson-Built Mini Rack, static	2150H x 900L x 450D



**Maxi Combination Rack**



**Ultra Activity Rack**



**Johnson-Built Mini Rack**

## Stack & Nest Black Crates

- Very popular crates due to their ability to either stack or nest
- Made from tough, durable UV-resistant polypropylene
- Manufactured from recycled plastic - not suitable for food storage



## Nest Crates

- Industrial strength nesting crates
- Flat bottom makes them perfect on conveyors or roller systems
- Stocked in blue, black, red, yellow or natural, other colours available



Code	Description	Dimensions (mm)	Capacity
163005RB	No. 7	645L x 413W x 210H	32L
163006RB	No. 10	645L x 413W x 276H	52L
163007RB	No. 15	645L x 413W x 397H	68L

Code	Description	Dimensions (mm)	Capacity
163000	No. 4	430 x 323 x 127H	13.5L
163001	No. 4D	430 x 323 x 210H	22L



## ALSTOR™ Longspan Shelving with Timber Shelves

A strong, durable and economical solution to your storage needs, longspan shelving with timber shelves is more than adequate for most applications. Suitable for storing everything from small parts to long, heavy and bulky goods.

- Strong, durable shelving which will look clean and crisp for years to come
- Superior quality and strength
- Easy to assemble and reconfigure - no special tools required
- Dark grey frame with light grey beams
- Extra shelf levels available



Dimensions H x L x D (mm)	First Bay Code	Add-On Bay Code
2200 x 900 x 450	121685	121720
2200 x 900 x 600	121686	121730
2200 x 900 x 900	121687	121731
2200 x 1200 x 450	121688	121732
2200 x 1200 x 600	121689	121733
2200 x 1200 x 900	121690	121734
2200 x 1800 x 450	121703	121723
2200 x 1800 x 600	121704	121724
2200 x 1800 x 900	121705	121725
2200 x 2400 x 450	121706	121726
2200 x 2400 x 600	121707	121727
2200 x 2400 x 900	121708	121728

### APPLICATIONS

- Sports Gear
- STEM
- Storerooms
- Archive storage
- Maintenance



## X Cart

- Suitable for hundreds of applications
- Supplied with one collapsible basket
- Top platform can be folded back - up to 4 baskets can be stacked on bottom platform
- Injection moulded plastic and aluminium design
- Very robust and has a great carrying capacity
- 90kg overall capacity



Code	Dimensions
200011	Assembled: 1070H x 600W x 100L Folded: 105H x 540W x 740L

## ALSTOR™ 3 Tiered Trolleys

- Strong tiered trolleys with many uses
- 250kg load capacity
- Four swivel castors, two with brakes
- Supplied flat packed for quick and easy assembly



Code	Description	Dimensions (mm)
204102	Small	860 x 480 x 1000H
204103	Medium	1100 x 520 x 1020H

## ALSTOR™ Cantilever Racking

ALSTOR™ Cantilever Racking provides maximum storage capability for storing long, awkward and oversized goods and is easily accessible.

Our light duty cantilever racking has a safe working load (SWL) of 250kg per arm and is available in two finishes - powder coated and hot-dipped galvanized.

### Light Duty

Standard Heights	2000, 2400, 3000, 3600, 4200mm
Standard Bay Widths	900, 1200, 1500mm
Standard Arm Lengths	700, 900, 1200mm
Standard Arm Capacity	250kg per arm

Also available in medium duty



## Hanger Racks

- Perfect way to organise a workshop or production area
- Available with either square hole hanger board, louvre panels or a combination of both
- Large range of accessories available to suit your needs (sold separately)

Code	Description	Dimensions (mm)
120230	Mobile with Bins	1600H x 600W x 980L
120231	Static with Bins	1450H x 600W x 980L
120200	Mobile without Bins	1600H x 600W x 980L
120202	Static without Bins	1450H x 600W x 980L



## ALSTOR™ Rolled Edge Shelving

Rolled Edge Shelving can be used wherever light to medium duty storage is required, from warehouses to offices, libraries and general storerooms.

- Shelving is available as single bay or adjoining bays
- Shelves are adjustable to suit your requirements
- Shelving is made of steel with a powder coated finish
- Shelf capacity is up to 100kg per shelf
- Accessories include dividers, small parts containers etc
- All shelving is 2175mmH

Dimensions	First Bay	Add-on Bay	Extra Shelf
900L x 300D	122300	122310	122320
900L x 400D	122301	122311	122321
900L x 600D	122302	122312	122322

Other sizes available



## Industrial Workbench

- 1000kg top bench capacity
- Comes standard with adjustable feet for levelling on uneven floors
- Square peg board and louvre panel are great for organising your tools with bins and hooks

Code	Description
111012	1800mm Workbench
111013	2100mm Workbench
111014	1800mm Backboard
111015	2100mm Backboard
111017	Six drawer tool cabinet



## Medium Duty Workbenches

Code	Description	Dimensions (mm)
111018	Static Workbench - Small	2020L x 650D x 900H
111020	Mobile Workbench - Small	2020L x 650D x 900H
111023	Static Workbench - Medium	2020L x 950D x 900H
111019	Mobile Workbench - Medium	2020L x 950D x 900H
111021	Static Workbench - Medium, with 2 high back shelves	2020L x 950D x 1810H

Code	Description
121744	Extra shelf for small workbench
121745	Extra shelf for medium workbench



Static, with extra shelf and two high shelves



Static


Mobile, includes extra shelf

## Medium Duty Workbench with Backboard

### Includes:

- 1 x Square hole pegboard
- 1 x Louvre panel
- 8 x Storpak No. 5 tubs
- 8 x Storpak No. 10 tubs
- 12 x Storpak No. 25 tubs
- 1 x Shelf (900 x 200)
- 8 x 100mm straight hooks

Code
828993



## Ultimate Heavy Duty Workbenches

Code	Description	Dimensions (mm)
111003	1 Shelf	2400L x 900D x 900H
111004	1 Shelf & 1 high back shelf	2400L x 900D x 1500H
111005	1 Shelf & 2 high back shelves	2400L x 900D x 1580H


- Our very popular workbenches!
- 25mm MDF top and 16mm MDF shelves
- Available in static or mobile options (mobile includes bottom shelf)



111003



111005



111004



## Stackable Benches

- Strong and lightweight
- Ideal seating where space must become open quickly
- Many colour options available

Length	Plain Code	Powder Coated Code
2m	611110	611114
3m	611111	611115
4m	611112	611116
6m	611113	611117



## Super Seater

- Seats 8 to 10 people
- Available as free standing or bolt down
- Durable aluminium table top and seats with steel frame
- Table Top: 1800mmL x 1000mmW
- Overall: 2740mmL x 1860mmW

Code	Description
610006	Powder coated



## Buddy Bench

- Buddy Bench laser cut wording
- Available in bolt down, inground or freestanding
- Fully powder coated in your choice of colours
- Length: 2000mm

Code	Description
611242	Powder coated